


## cuprofin<sup>®</sup>-E

Inner-grooved seamless drawn copper tubes



### Application

Wieland cuprofin-E tubes are highly efficient heat transfer tubes for tube-side evaporation in fin coils. The grooves on the inside of the tubes are designed

for optimised heat transfer for a number of refrigerants, allowing the development of more compact heat exchangers.

### Form of delivery

#### Level-wound coils

Material	Copper Cu-DHP	Copper C1220	Copper SF-Cu
Standard	EN 12735-2*	ASTM SB 359	VdTÜV 420/6*
Temper	annealed Y040	light annealed O50	annealed F22

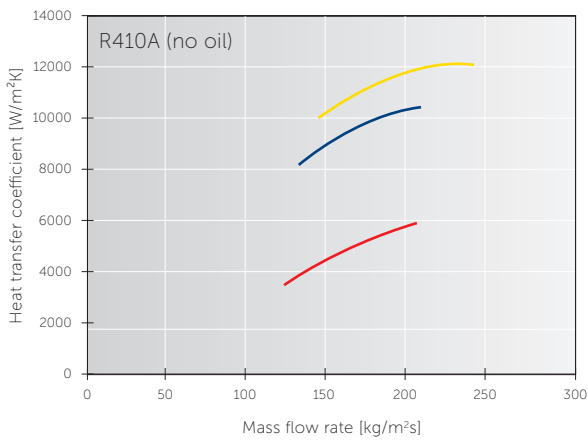
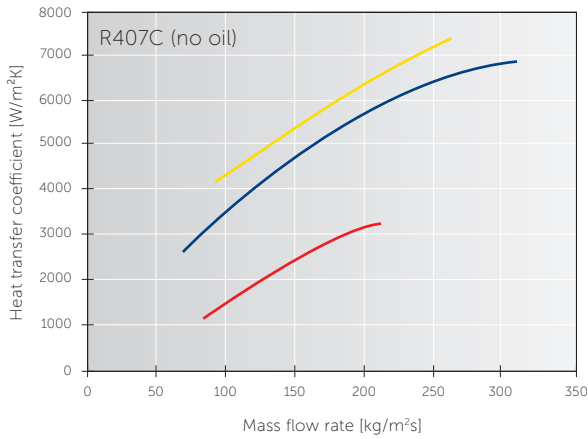
\*Conforms to the Pressure Equipment Directive PED 2014/68/EU.

d <sub>1</sub>		s <sub>k</sub>	h	n	α	Weight approx.	Tube code
mm	inch	mm	mm	-	°	[g/m]	
9.52	3/8	0.28	0.25	55	15	87	E2AD-95228/55/15/25
12.00	-	0.32	0.18	90	16	121	E2AD-12032/90/16/18
15.00	-	0.40	0.30	68	15	188	E2AD-15040/68/15/30
15.87	5/8	0.40	0.30	68	15	199	E2AD-15840/68/15/30

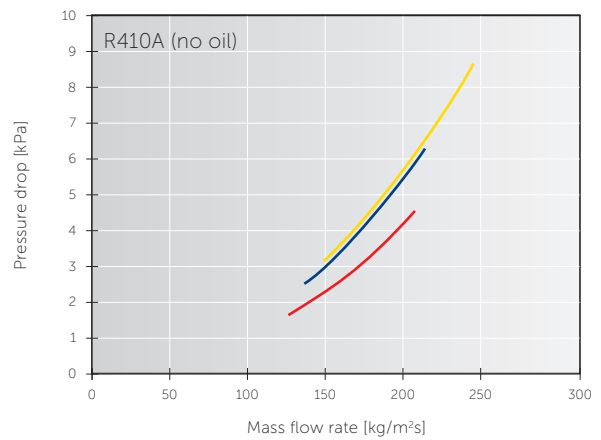
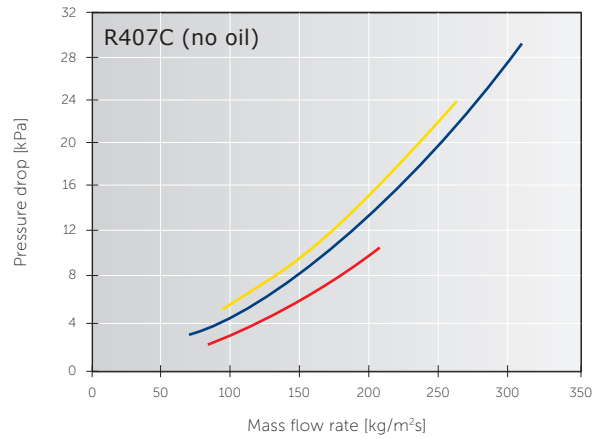
Other types and wall thicknesses are available upon request.

# Evaporation

## Heat transfer performance



## Pressure drop



### Test conditions

Evaporation – 9.52 mm tubes  
 $t_c = 0\text{ °C}$   
 superheat ~5 K, inlet quality 20 %  
 tube length 2 m

— cuprofin E  
 — cuprofin standard  
 — plain tube

		This leaflet				
Tube Type	Standard	E	EDX	C	G	L10
Tube Application	evaporation condensation	evaporation	evaporation	condensation	single phase heat transfer	evaporation condensation
Process Application	fin coils shell & tube	fin coils	shell and tube evaporation	fin coils	highly viscous liquids	seawater
Material	copper	copper	copper	copper	copper	cupro nickel

Wieland-Werke AG | Graf-Arco-Straße 36 | 89079 Ulm | Germany  
 info@wieland.com | wieland.com

This brochure is for your general information only and is not subject to revision. No claims can be derived from it unless there is evidence of intent or gross negligence. The data presented is not guaranteed and does not replace expert advice.