

Wieland-B18

CuSn8 | C52100 | CW453K

CuSn8 combines all positive properties of the standard phosphor bronzes with 5 and 6 % Sn. Due to its high tin content of 8 %, the material is able to provide even higher strength and thus is a candidate material for spring connectors that have very high spring forces and which are designed to transmit electric signals. It even provides a reasonable thermal stability. The temperature stability of this alloy allows application even at elevated service temperatures. Thermal relaxation is negligible at 100 °C and acceptable up to 120 °C.

Chemical composition (Reference)

Sn	8 %
Cu	remainder

Physical properties (Reference values at room temperature)

Electrical conductivity	7.5 MS/m	13 %IACS
Thermal conductivity	62 W/(m·K)	36 Btu·ft/(ft ² ·h·°F)
Coefficient of electrical resistance*	0.7 10 ⁻³ /K	0.4 10 ⁻³ /°F
Coefficient of thermal expansion*	18.2 10 ⁻⁶ /K	10.1 10 ⁻⁶ /°F
Density	8.80 g/cm ³	0.318 lb/in ³
Modulus of elasticity	110 GPa	16,000 ksi
Specific heat	0.377 J/(g·K)	0.090 Btu/(lb·°F)
Poisson's ratio	0.34	0.34

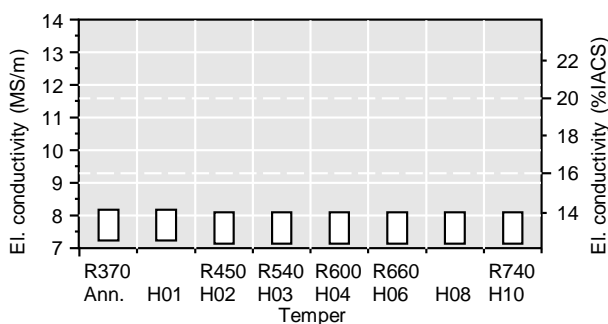
* Between 0 and 300 °C

Mechanical properties (values in brackets are for information only)

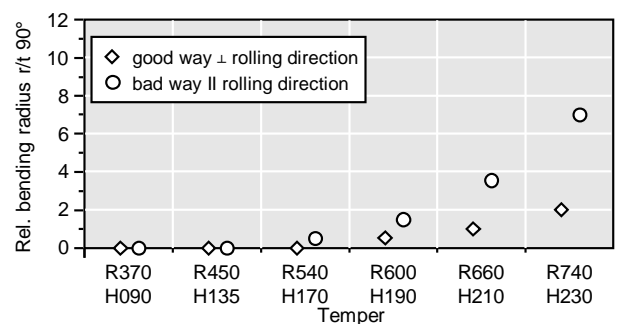
Temper	Tensile strength R _m		Yield strength R _{p0.2}		Elongation A ₅₀ %	Hardness HV
	MPa	ksi	MPa	ksi		
R370	370-450	54-65	≤ 300	≤ 44	≥ 50	(90-120)
R450	450-550	65-80	≥ 370	≥ 54	≥ 20	(135-175)
R540	540-630	78-91	≥ 470	≥ 68	≥ 13	(170-200)
R600	600-690	87-100	≥ 540	≥ 78	≥ 5	(190-220)
R660	660-750	96-109	≥ 620	≥ 90	≥ 3	(210-240)
R740	≥ 740	≥ 107	≥ 700	≥ 102	-	(≥ 230)
Annealed*	385-450	56-56	≥ 160	≥ 23	≥ 60	
H01*	435-515	63-75	≥ 240	≥ 35	≥ 40	
H02*	475-580	69-84	≥ 350	≥ 51	≥ 25	
H03*	550-635	80-92	≥ 485	≥ 70	≥ 18	
H04*	585-690	85-100	≥ 540	≥ 78	≥ 12	
H06*	670-770	97-112	≥ 635	≥ 92	≥ 10	
H08*	725-820	105-119	≥ 690	≥ 100	≥ 3	
H10*	760-840	110-122	≥ 725	≥ 105	≥ 2	

* According to ASTM B888

Electrical conductivity



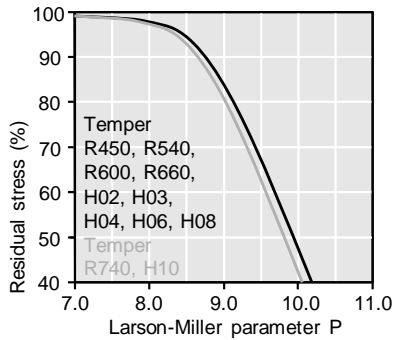
Bendability (Strip thickness t ≤ 0.5 mm)



Wieland-B18

CuSn8 | C52100 | CW453K

Thermal stress relaxation



Stress remaining after thermal relaxation as a function of Larson-Miller parameter P

(F. R. Larson, J. Miller, Trans ASME74 (1952) 765–775) given by:
 $P = (20 + \log(t)) \cdot (T + 273) \cdot 0.001$

Time t in hours, temperature T in °C.

Example: P = 9 is equivalent to 1,000 h/118 °C.

Measured on stress relief annealed specimens parallel to rolling direction.

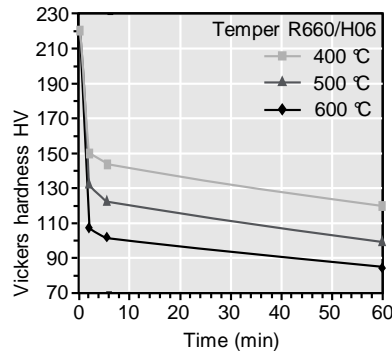
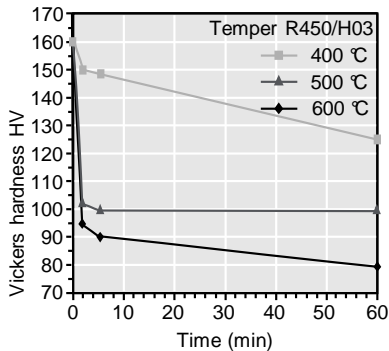
Total stress relaxation depends on the applied stress level.

Furthermore, it is increased to some extent by cold deformation.

Fatigue strength

The fatigue strength is defined as the maximum bending stress amplitude which a material withstands for 10^7 load cycles under symmetrical alternate load without breaking. It is dependent on the temper tested and is about 1/3 of the tensile strength R_m .

Resistance to softening



Vickers hardness after heat treatment (typical values)

Types and formats available

- Standard coils with outside diameters up to 1,400 mm
- Traverse-wound coils with drum weights up to 1.5 t
- Multicoil up to 5 t
- Hot-dip tinned strip
- Contour-milled strip
- Sheet
- Strip and sheet with protective coating

Dimensions available

- Strip thickness from 0.10 mm, thinner gauges on request
- Strip width from 3 mm, however min. 10 x strip thickness

Wieland-Werke AG | Graf-Arco-Straße 36 | 89079 Ulm | Germany

info@wieland.com | wieland.com

Wieland Rolled Products North America | 4803 Olympia Park Plaza, Suite 3000 | Louisville, Kentucky | USA

infona@wieland.com | wieland-rolledproductsna.com

This printed matter is not subject to revision. No claims can be derived from it unless there is evidence of intent or gross negligence. The product characteristics are not guaranteed and do not replace experts' advice.