

Material Designation

EN	no EN standard
UNS*	C50715

* Unified Numbering System (USA)

Chemical Composition (Reference)

Sn	2 %
Si	0.1 %
Zn	0.03 %
Cu	balance

Typical Applications

- Components for the electrical industry
- Stamped parts
- Connectors

Physical Properties*

Electrical Conductivity	MS/m	18
	%IACS	30
Thermal Conductivity	W/(m·K)	150
Coefficient of Electrical Resistance**	10 ⁻³ /K	1.4
Coefficient of Thermal Expansion**	10 ⁻⁶ /K	17.6
Density	g/cm ³	8.89
Modulus of Elasticity	GPa	123
Poisson's Ratio		0.34

* Reference values at room temperature

** Between 0 and 300 °C

Fabrication Properties

Capacity for Being Cold Worked	excellent
Machinability	less suitable
Capacity for Being Electroplated	excellent
Capacity for Being Hot-Dip Tinned	excellent
Soft Soldering	excellent
Resistance Welding	good
Gas Shielded Arc Welding	good
Laser Welding	good

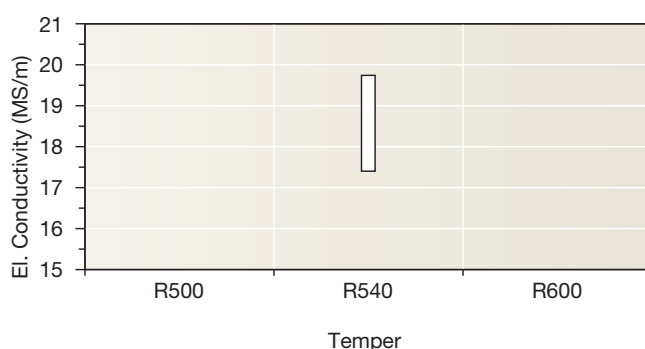
Corrosion Resistance

Resistant to seawater and industrial atmosphere. Largely insensitive to stress corrosion cracking.

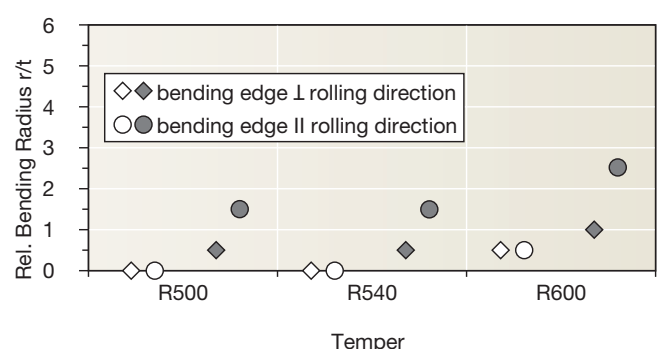
Mechanical Properties

Temper		R500	R540	R580
Tensile Strength R _m	MPa	500–580	540–620	600–680
Yield Strength R _{p0.2}	MPa	≥ 460	≥ 500	≥ 560
Elongation A _{50mm}	%	≥ 6	≥ 5	≥ 3

Electrical Conductivity



Bendability (Strip Thickness t ≤ 0.5 mm) ◇○90° ◆●180°

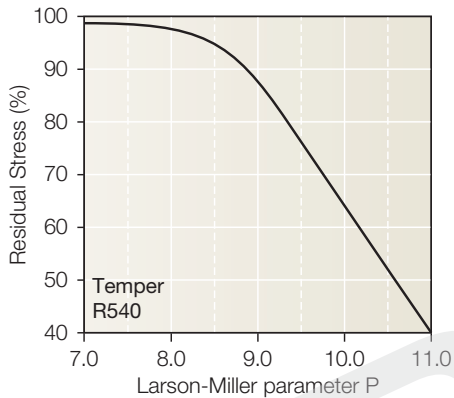


Wieland-B31

CuSn2Fe0.1P

C50715

Thermal Stress Relaxation



Stress remaining after thermal relaxation as a function of Larson-Miller parameter (F. R. Larson, J. Miller, Trans ASME74 (1952) 765-775) given by:

$$P = (20 + \log(t)) \cdot (T + 273) \cdot 0.001$$

Time t in hours, temperature T in °C.

Example: P = 9 is equivalent to 1.000 h/118 °C.

Measured on stress relief annealed specimens parallel to rolling direction. Total stress relaxation depends on the applied stress level. Furthermore, it is increased to some extent by cold deformation.

Fatigue Strength

The fatigue strength is defined as the maximum bending stress amplitude which a material withstands for 10^7 load cycles under symmetrical alternate load without breaking. It is dependent on the temper tested and is about $\frac{1}{3}$ of the tensile strength R_m .

Types and Formats Available

- Standard coils with outside diameters up to 1400 mm
- Traverse-wound coils with drum weights up to 1.5 t
- Multicoil up to 5 t
- Hot-dip tinned strip
- Contour-milled strip

Dimensions Available

- Strip thickness from 0.10 mm, thinner gauges on request
- Strip width from 3 mm, however min. 10 x strip thickness

Wieland-Werke AG

www.wieland.com

Graf-Arco-Str. 36, 89079 Ulm, Germany, Phone +49 731 944 2030, Fax +49 731 944 4257, info@wieland.de

This printed matter is not subject to revision. No claims can be derived from it unless there is evidence of intent or gross negligence. The product characteristics are not guaranteed and do not replace our experts' advice.