

Material Designation	
EN	no EN standard
UNS*	no UNS standard

*Unified Numbering System (USA)

Chemical Composition (Reference)	
Ni	9 %
Sn	6 %
Cu	balance

Typical Applications
<ul style="list-style-type: none"> • Switches and relays • Micro motors • Grounding spring contacts • Mobile phone connectors • Spectacles • Sunglasses • Optical components

Physical Properties*		
Electrical Conductivity	MS/m % IACS	6.5 11
Thermal Conductivity	W/ (m·K)	54
Coefficient of Electrical Resistance**	10 ⁻³ /K	0.4
Coefficient of Thermal Expansion**	10 ⁻⁶ /K	17.3
Density	g/cm ³	8.89
Modulus of Elasticity	GPa	130
Specific Heat	J/(g·K)	0.381
Poisson's Ratio		0.34

* Reference values at room temperature

** Between 0 and 300 °C

Fabrication Properties	
Capacity for Being Cold Worked	excellent
Machinability	less suitable
Capacity for Being Electroplated	excellent
Capacity for Being Hot-Dip Tinned	excellent
Soft Soldering	excellent
Resistance Welding	good
Gas Shielded Arc Welding	good
Laser Welding	good

Corrosion Resistance
Wieland-L96 has good corrosion resistance in natural atmosphere. It is insensitive to stress corrosion cracking.

Mechanical Properties – Non Mill Age Hardened							
Temper		TB00*	TH00**	TD02*	TH02**	TD04*	TH04**
Tensile Strength R _m	MPa	420–520	≥ 750	600–700	≥ 880	675–775	≥ 930
Yield Strength R _{p0.2}	MPa	≥ 180	≥ 700	≥ 550	≥ 800	≥ 600	≥ 900
Elongation A _{50mm}	%	≥ 25	≥ 10	≥ 7	≥ 5	≥ 1	≥ 1
Hardness HV (for information)		(95–130)	(260–330)	(180–230)	(280–340)	(210–240)	(300–350)

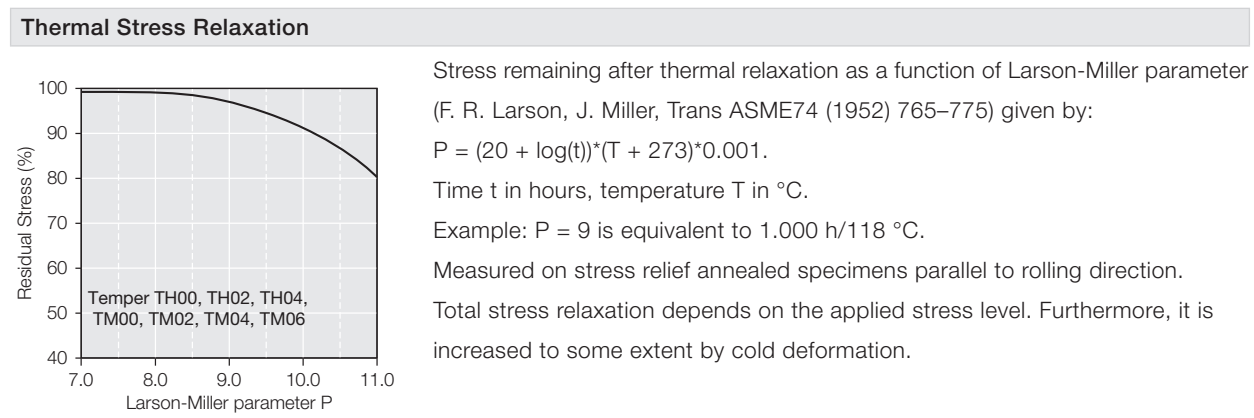
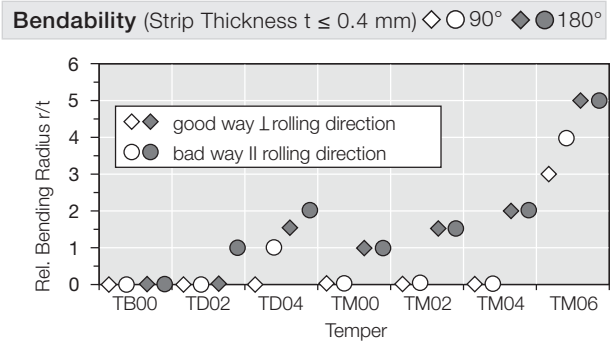
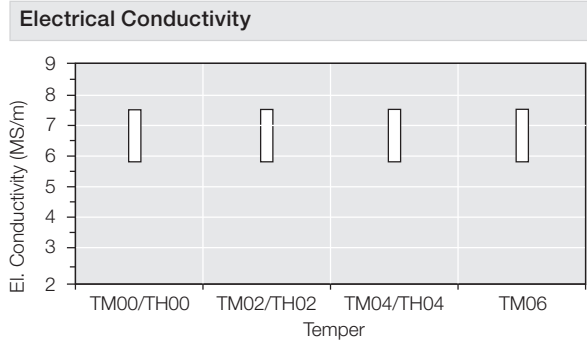
* As delivered condition, prior to heat treatment

** Properties expected after heat treatment (for information only). Heat treatment conditions will be advised by Wieland to meet your requirements.

Mechanical Properties – Mill Age Hardened					
Temper		TM00	TM02	TM04	TM06
Tensile Strength R _m	MPa	600–840	800–900	850–950	≥ 900
Yield Strength R _{p0.2}	MPa	≥ 500	≥ 750	≥ 800	≥ 850
Elongation A _{50mm}	%	≥ 15	≥ 10	≥ 5	≥ 5
Hardness HV (for information)		(200–300)	(260–300)	(280–330)	(≥ 310)

WIELAND-L96

CuNi9Sn6



Fatigue Strength

The fatigue strength is defined as the maximum bending stress amplitude which a material withstands for 10^7 load cycles under symmetrical alternate load without breaking. It is dependent on the temper tested and is about $1/3$ of the tensile strength R_m .

- ### Types and Formats available
- Standard coils with outside diameters up to 1000 mm
 - Traverse-wound coils with drum weights up to 1.5 t
 - Multicoil up to 5 t
 - Contour-milled strip
 - Sheet

- ### Dimensions available
- Strip thickness from 0.08 mm, thinner gauges on request
 - Strip width from 3 mm, however min. 10 x strip thickness

Wieland-Werke AG **wieland.com**
 Graf-Arco-Str. 36, 89079 Ulm, Germany, Phone +49 731 944-2030, info@wieland.de

This printed matter is not subject to revision. No claims can be derived from it unless there is evidence of intent or gross negligence. The product characteristics are not guaranteed and do not replace our experts' advice.