

Wieland-K76

CuNiSiP | C19010

Wieland-K76, alloy C19010, is a proven alloy in applications for automotive terminals, electronic connectors and press-fit pins. This alloy is versatile option for terminal designers looking for enhanced material performance over traditional high copper alloys and tin brasses. The combination of high strength and good electrical conductivity is achieved through precipitation-hardening effects due to the existence of small amounts of nickel and silicon.

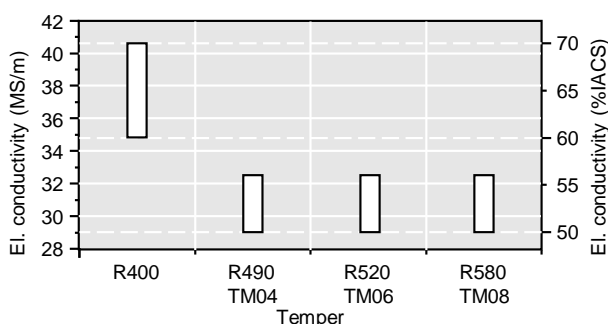
Chemical composition (Reference)		Physical properties (Reference values at room temperature)		
Ni	1.3 %	Electrical conductivity	31 MS/m	53 %IACS
Si	0.25 %	Thermal conductivity	250 W/(m·K)	144 Btu·ft/(ft ² ·h·°F)
P	0.03 %	Coefficient of electrical resistance*	2.0 10 ⁻³ /K	1.1 10 ⁻³ /°F
Cu	balance	Coefficient of thermal expansion*	16.8 10 ⁻⁶ /K	9.3 10 ⁻⁶ /°F
		Density	8.89 g/cm ³	0.321 lb/in ³
		Modulus of elasticity	127 GPa	18,400 ksi
		Specific heat	0.377 J/(g·K)	0.090 Btu/(lb·°F)
		Poisson's ratio	0.34	0.34

* Between 0 and 300 °C

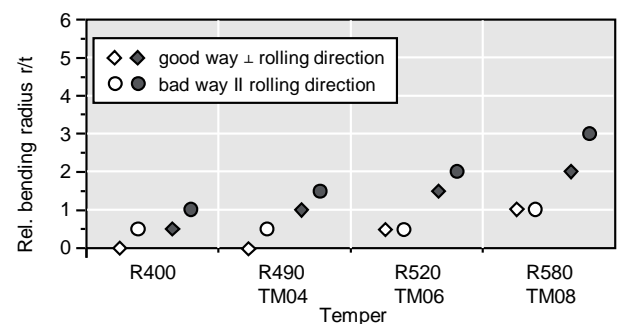
Mechanical properties (values in brackets are for information only)						
Temper	Tensile strength R _m		Yield strength R _{p0.2}		Elongation A ₅₀	Hardness HV
	MPa	ksi	MPa	ksi		
R400	400-460	58-67	≥ 360	≥ 52	≥ 8	(120-150)
R490/TM04*	490-550	71-80	≥ 410	≥ 59	≥ 10	(140-170)
R520/TM06*	520-590	75-86	≥ 440	≥ 64	≥ 9	(150-180)
R580/TM08*	580-650	84-94	≥ 540	≥ 78	≥ 8	(170-200)

* According to ASTM B888

Electrical conductivity



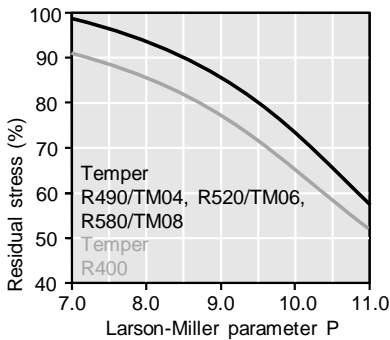
Bendability (Strip thickness t ≤ 0.5 mm) ◆ 90° ● 180°



Wieland-K76

CuNiSiP | C19010

Thermal stress relaxation



Stress remaining after thermal relaxation as a function of Larson-Miller parameter P

(F. R. Larson, J. Miller, Trans ASME74 (1952) 765–775) given by:

$$P = (20 + \log(t)) \cdot (T + 273) \cdot 0.001$$

Time t in hours, temperature T in °C.

Example: P = 9 is equivalent to 1,000 h/118 °C.

Measured on stress relief annealed specimens parallel to rolling direction.

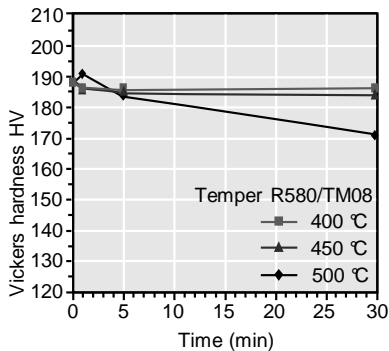
Total stress relaxation depends on the applied stress level.

Furthermore, it is increased to some extent by cold deformation.

Fatigue strength

The fatigue strength is defined as the maximum bending stress amplitude which a material withstands for 10^7 load cycles under symmetrical alternate load without breaking. It is dependent on the temper tested and is about 1/3 of the tensile strength R_m .

Softening resistance



Vickers hardness after heat treatment (typical values)

Types and formats available

- Standard coils with outside diameters up to 1,400 mm
- Traverse-wound coils with drum weights up to 1.5 t
- Multicoil up to 5 t
- Hot-dip tinned strip
- Contour-milled strip
- Sheet
- Strip and sheet with protective coating

Dimensions available

- Strip thickness from 0.10 mm, thinner gauges on request
- Strip width from 3 mm, however min. 10 x strip thickness

Wieland-Werke AG | Graf-Arco-Straße 36 | 89079 Ulm | Germany

info@wieland.com | wieland.com

Wieland Rolled Products North America | 4803 Olympia Park Plaza, Suite 3000 | Louisville, Kentucky | USA

infona@wieland.com | wieland-rolledproductsna.com