

C22600

CuZn12.5

The attractive golden hue of this metal makes it easy to understand how it received the name Jewelry Bronze. This beautiful brass can be buffed and lacquered to display its natural color, or used as a base for gold plating. Its moderate strength, resistance to corrosion, electrical conductivity and ability to be deep drawn makes C22600 a great material option for many design engineers working on functional applications including hinges, doorknobs, and selected electrical connectors.

Chemical composition (Reference)	
Cu	87.5 %
Zn	remainder

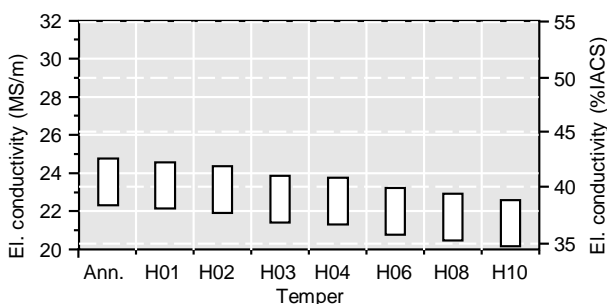
Physical properties (Reference values at room temperature)		
Electrical conductivity	23 MS/m	40 %IACS
Thermal conductivity	173 W/(m·K)	100 Btu·ft/(ft ² ·h·°F)
Coefficient of electrical resistance*	1.8 10 ⁻³ /K	1.0 10 ⁻³ /°F
Coefficient of thermal expansion*	18.6 10 ⁻⁶ /K	10.3 10 ⁻⁶ /°F
Density	8.87 g/cm ³	0.317 lb/in ³
Modulus of elasticity	117 GPa	17,000 ksi
Specific heat	0.380 J/(g·K)	0.091 Btu/(lb·°F)
Poisson's ratio	0.34	0.34

* Between 0 and 300 °C

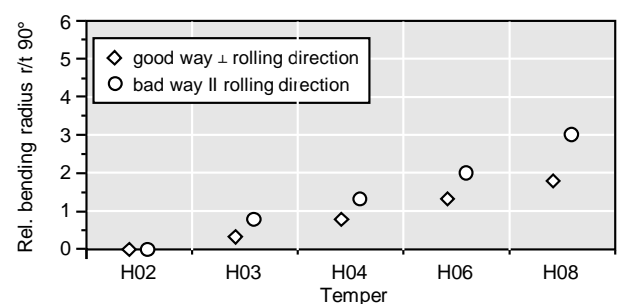
Mechanical properties (values in brackets are for information only)					
Temper	Tensile strength R _m		Yield strength R _{p0.2}		Elongation A ₅₀ / A ₂ [*]
	MPa	ksi	MPa	ksi	
Annealed	255-310	37-45	(105)	(15)	(40)
H01*	290-360	42-52	(220)	(32)	(28)
H02*	340-405	49-59	(345)	(50)	(19)
H03*	380-450	55-65	(400)	(58)	(9)
H04*	415-475	60-69	(425)	(62)	(6)
H06*	475-530	69-77	(485)	(70)	(4)
H08*	515-570	75-83	(525)	(76)	(3)
H10*	540-595	78-86	(540)	(78)	(≤ 3)

* According to ASTM B36

Electrical conductivity



Bendability* (Strip thickness t ≤ 0.4 mm)

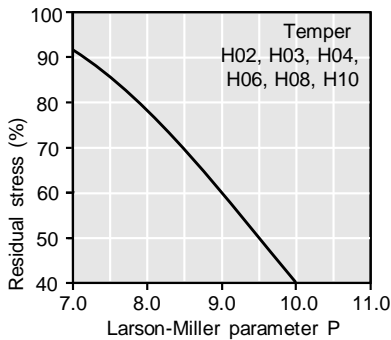


* Typical 90° bend formability. Data for reference only

C22600

CuZn12.5

Thermal stress relaxation



Stress remaining after thermal relaxation as a function of Larson-Miller parameter P

(F. R. Larson, J. Miller, Trans ASME74 (1952) 765–775) given by:

$$P = (20 + \log(t)) * (T + 273) * 0.001.$$

Time t in hours, temperature T in °C.

Example: P = 9 is equivalent to 1,000 h/118 °C.

Measured on rolled to temper specimens parallel to rolling direction.

Total stress relaxation depends on the applied stress level.

Furthermore, it is increased to some extent by cold deformation.

Fatigue strength

The fatigue strength is defined as the maximum bending stress amplitude which a material withstands for 10^7 load cycles under symmetrical alternate load without breaking. It is dependent on the temper tested and is about 1/3 of the tensile strength R_m .

Types and formats available

- Standard coils with outside diameters up to 1,400 mm
- Traverse-wound coils with drum weights up to 1.5 t
- Multicoil up to 5 t
- Hot-dip tinned strip
- Contour-milled strip
- Sheet
- Strip and sheet with protective coating

Dimensions available

- Strip thickness from 0.10 mm, thinner gauges on request
- Strip width from 3 mm, however min. 10 x strip thickness

Wieland-Werke AG | Graf-Arco-Straße 36 | 89079 Ulm | Germany
info@wieland.com | wieland.com

Wieland Rolled Products North America | 4803 Olympia Park Plaza, Suite 3000 | Louisville, Kentucky | USA
infona@wieland.com | wieland-rolledproductsna.com